

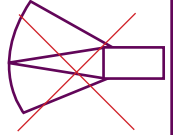
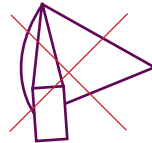
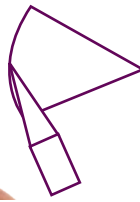



Spark your creativity!

**Rinea**  
by GlobalCrafting




# Make a holiday star

Please visit [www.rinea.com](http://www.rinea.com) for video tutorial & supplies  
or follow the instructions below:


## Supplies



Pinch  
paper &  
pencil  
tip




Mix colors & sizes to create interesting looks



Start  
with the  
biggest  
layer



Stack up  
smaller  
sizes



(Optional)  
Place looped  
thread in glue  
to hang

